


Learning, Yay! Presents


Free Kindergarten Worksheets






Name _____


4




4




8



8


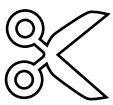









1		orange	2		yellow	3		red	4		blue
5		brown	6		black	7		white	8		green
9		pink									



Name _____

Trace and cut out the numbers. Match each number with the number of flowers in each box by pasting it inside the square.





Name _____

Write the correct short vowel to complete each word.

a e i o u

c _ _ t

p _ _ g

d _ _ g

s _ _ n

v _ _ n


f _ _ sh

l _ _ g

10

t _ _ n

d _ _ ck



Name _____

Cut out the pictures of animals at the bottom and paste them next to the correct sentence.

1. This animal is big and strong.
It is very heavy.
It has a long trunk.


paste

2. This animal is small.
It collects nuts.
It lives in a tree.


paste

3. This animal lives in the ocean.
It is very big.
It can swim very fast and far.


paste




squirrel




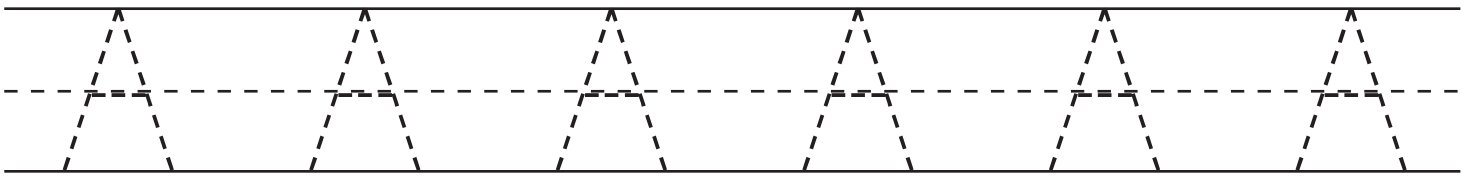
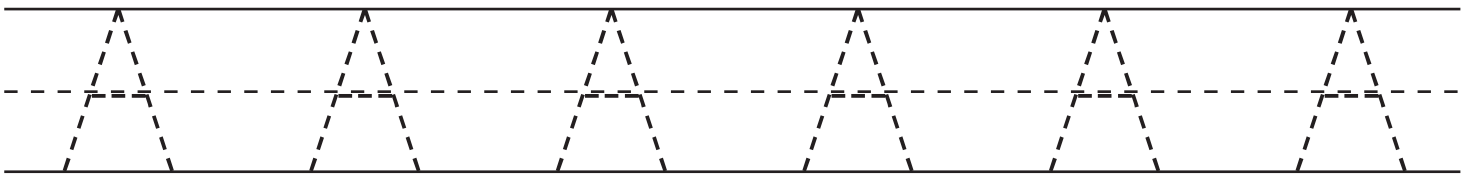
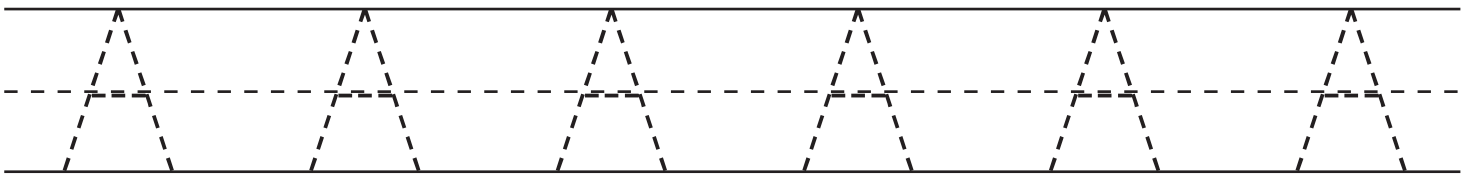
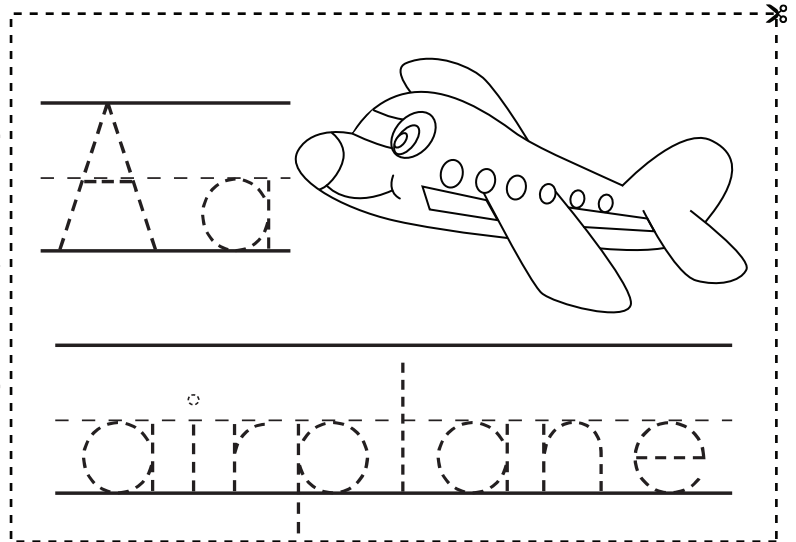
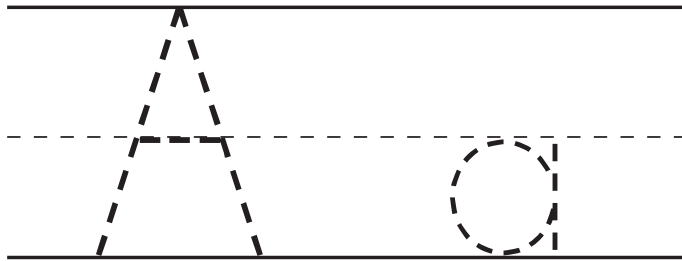
whale




elephant



Name _____









Name _____

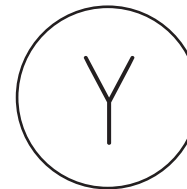

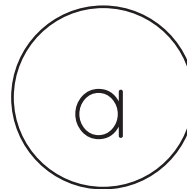
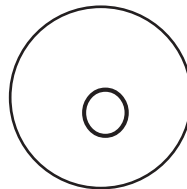

Color the letters.




Color the images that start with the letter A.



Color the circles with the letter A or a.











Name _____


Trace the numbers and words. Cut out the images. Match each number in the box with the cut out images by pasting it inside the box on the right.

1		paste
2		paste
3		paste
4		paste
5		paste









Name _____




Let's trace it!

					You try it!
					You try it!

Circle the box with five images.





Name _____

Each box has two different kinds of images. Count each set of images and write how many there are of each to make 10.

_____ + _____ = 10


_____ + _____ = 10

_____ + _____ = 10

_____ + _____ = 10


_____ + _____ = 10

_____ + _____ = 10





Name _____

Compare the two numbers in each row. Trace more or less to complete each sentence correctly.



 is


more
less

 than  .



 is


more
less

 than  .



 is


more
less

 than  .



 is


more
less

 than  .


 is

more
less

 than  .


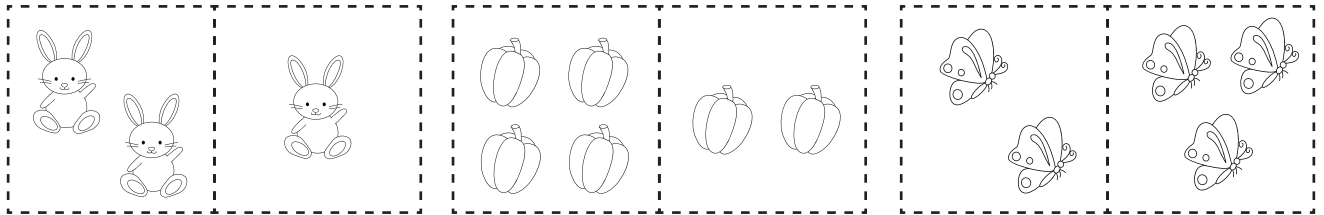



Name _____

Cut out the image squares. Paste each pair of images inside the correct boxes.

More

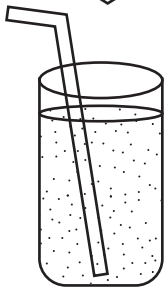
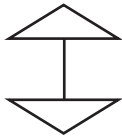



Less




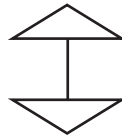


Name _____


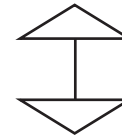
Trace the words. Cut and paste each box at the bottom that has the opposite meaning.






ful




open




same





Name _____

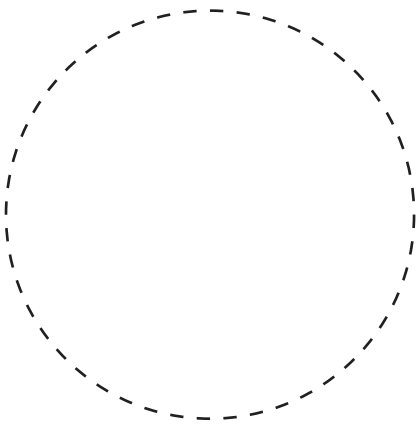


circle

Fill in the correct number below.


A circle has _____ sides.

A circle has _____ corners.






Let's trace the circle!


Find the circles and color them.
How many circles do you see?
Write the number below.



_____ circles





















Circles are hiding in the images. Find and color the circles!






Name _____








Trace and fill in the missing numbers.



Name _____

Read the words in the word bank. Match the image in each box with the word by writing the number that is shown next to each word.



Word Bank:

1 = bird

2 = ant

3 = bear


4 = dog

5 = flower

6 = star

7 = lion

8 = tree



Sight Words Worksheet

Let's Learn the Word "like"

Name _____

A large, hollow outline of the word "like" in a simple, sans-serif font, designed for tracing practice.	A line drawing of two cats. One is sitting and looking towards the other, which is standing and looking back. <p>I like cats.</p>
---	---

1. Trace the word.

like like like like


2. Circle the word in the sentences.

You like cookies.

Kids like to play games.



3. Finish the sentence below.



They _____ cars.







Name _____


Count the images. Write the number of images in the boxes above each image and write the total number in the last box. The first one is done for you.

<div style="border: 1px solid black; width: 40px; height: 40px; display: flex; align-items: center; justify-content: center; margin: 0 auto;">2</div>	<div style="border: 1px solid black; width: 40px; height: 40px; display: flex; align-items: center; justify-content: center; margin: 0 auto;">3</div>	$+$	$=$	<div style="border: 1px solid black; width: 100px; height: 100px; display: flex; align-items: center; justify-content: center; margin: 0 auto;">5</div>
				
				

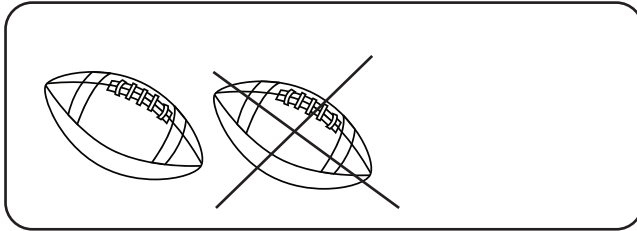
<div style="border: 1px solid black; width: 40px; height: 40px; margin: 0 auto;"></div>	<div style="border: 1px solid black; width: 40px; height: 40px; margin: 0 auto;"></div>	$+$	$=$	<div style="border: 1px solid black; width: 100px; height: 100px; margin: 0 auto;"></div>
				
				

<div style="border: 1px solid black; width: 40px; height: 40px; margin: 0 auto;"></div>	<div style="border: 1px solid black; width: 40px; height: 40px; margin: 0 auto;"></div>	$+$	$=$	<div style="border: 1px solid black; width: 100px; height: 100px; margin: 0 auto;"></div>
				
				


<div style="border: 1px solid black; width: 40px; height: 40px; margin: 0 auto;"></div>	<div style="border: 1px solid black; width: 40px; height: 40px; margin: 0 auto;"></div>	$+$	$=$	<div style="border: 1px solid black; width: 100px; height: 100px; margin: 0 auto;"></div>
				
				



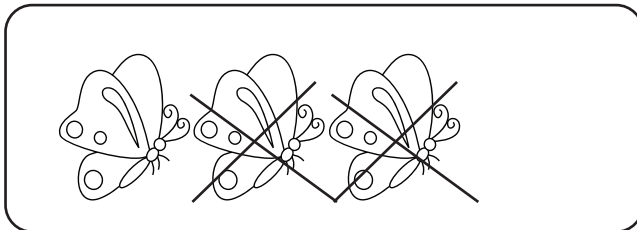
Name _____




$$2 - 1 = \square$$




$$3 - 1 = \square$$




$$3 - 2 = \square$$




$$4 - 3 = \square$$



$$5 - 3 = \square$$



$$4 - 3 = \square$$



Name _____

Trace the words in the boxes. Cut and paste the correct pronoun in each box.

A line drawing of a boy in a t-shirt and shorts. To his right is a rectangular box with the text "paste here" inside.

A line drawing of a girl in a dress with pigtails. To her right is a rectangular box with the text "paste here" inside.


A line drawing of two girls standing together. To their right is a rectangular box with the text "paste here" inside.

A line drawing of a tractor. To its right is a rectangular box with the text "paste here" inside.




she it he they






Name _____

Color and write the correct letter that has the beginning sound of each word.



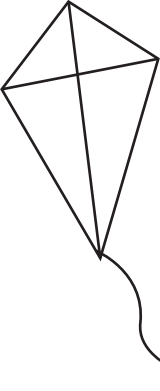
_____ain

(r) (k) (j)



_____loud

(e) (c) (m)




_____ite

(k) (e) (x)




_____lower

(w) (s) (f)



_____un

(e) (l) (s)



_____ird

(v) (a) (b)